

EVPS-360/480 - 480/480 (EU)

360 - 480 kW Distributed Charging



Distributed DC Fast Charging.
High Performance. Future-Ready.

System Features

High Efficiency Performance

- With up to 96% efficiency, this charger reduces energy loss and lowers operating costs, delivering better performance and more value per charge.

Powerful Output Delivery

- Delivers up to 700 A, with continuous charging at 500 A, ideal for heavy-duty EVs needing stable, high-speed performance under demanding loads.

Intelligent Power Distribution

- Delivers up to 480 kW system-wide, with intelligent load balancing that dynamically allocates power based on dispenser usage, including up to 480 kW to a single dispenser when needed.

Certified for Compliance

- Fully certified to CE, RCM, and MID-compliant standards, ensuring trusted, safe operation across global charging markets.

Modular, Scalable Design

- Supports up to 6 connectors, including dual dispensers and wallbox units, for maximum flexibility and simultaneous charging across bays to boost site throughput.

Versatile Start-Up Modes

- Supports RFID, OCPP, QR code, or optional credit card reader, allowing site operators to choose the most convenient and secure method for user access.







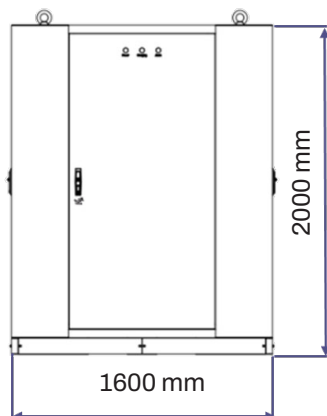

EVPS-360/480 - 480/480 (EU)

360 - 480 kW Distributed Charging

System Specifications

Power Bank Specifications

Model Number	EVPS-360/480 (EU)	EVPS-480/480 (EU)
Output Power	360 kW	480 kW
Output Voltage	200 - 1000 VDC	
Max. Output Current	1200 A	1600 A
Input Voltage	400 VAC +/- 10%	
Input Frequency	50 / 60 Hz	
Input Type	3Phase + N + PE	
Max. Input Current	686 A	907 A
Power Factor	0.99	
Grounding Type	TN-S, TT	
THDi	<5%	
Peak Efficiency	96%	
Max. Number of Connectors	6 connectors (Utilizing 3 dual dispensers)	
Protection	Under-voltage protection, over-voltage protection, DC over-current protection, over-temperature protection, surge protection device, emergency stop protection, overload protection, short circuit protection, electric leakage protection, reverse connect protection, over-charge protection	
Cooling Method	Air cooling	
Operating Temperature	-13°F (-25°C) to 149°F (65°C)	
Humidity	5 - 95% Rh non-condensing	
Operational Altitude	<2000 m	
Protection Ratings	IP55 / IK10	
Dimensions W x D x H	1600 x 1100 x 2000 mm	
Weight	932 kg	992 kg
Standards/Certification	IEC 61851 CE, RCM	
Warranty	3 years (optional extended warranty available)	



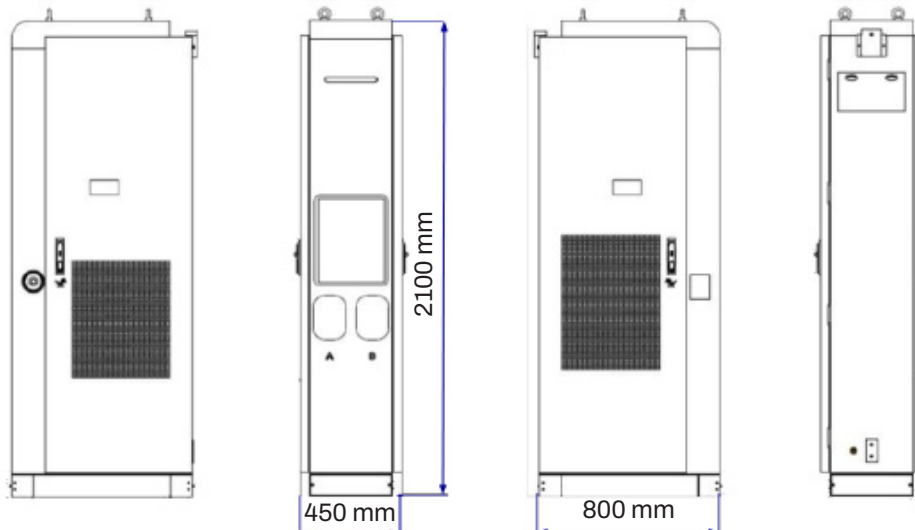



EVDS Series EV Charging Dispensers

System Specifications

Dual Connector Dispenser Specifications

Model Number	EVDS-CCS2/CCS2-33 (EU)	EVDS-CCS2/CCS2-53 (EU)	EVDS-CCS2/CCS2-55 (EU)
Connectors	CCS2 + CCS2 Both cables air-cooled	CCS2 + CCS2 One cable air-cooled + one cable liquid-cooled	CCS2 + CCS2 Both cables liquid-cooled
Output Power	up to 360 kW	up to 480 kW	up to 480 kW
Output Voltage	200 - 1000 VDC		
Max. Output Current	Continuous 350 A + 350 A Boost to 500 A + 500 A	Continuous 350 A + 500 A Boost to 500 A + 700 A	500 A + 500 A Boost to 700 A + 700 A
Peak Efficiency	96.5%		
Communication Protocol	OCPP1.6J / OCPP2.0.1		
Communication Interface	4G / LAN		
Authentication Modes	RFID, QR Code, OCPP and optional POS terminal		
Cable Length	5 m (optional extended lengths available)		
Display	15" HD touchscreen with video capability		
Protection	Under-voltage protection, over-voltage protection, DC over-current protection, over-temperature protection, surge protection device, emergency stop protection, overload protection, short circuit protection, electric leakage protection, reverse connect protection, over-charge protection		
Operating Temperature	-13°F (-25°C) to 122°F (50°C)		
Humidity	5 - 95% Rh non-condensing		
Operational Altitude	<2000 m		
Protection Ratings	IP55 / IK10		
Dimensions W x D x H	450 x 800 x 2100 mm		
Weight	270 kg		
Standards/Certification	IEC 61851-1, IEC 61851-23, IEC 61851-21-2, DIN70121, ISO 15118, CE, RCM, Eichrecht, MID-compliant		
Warranty	3 years (optional extended warranty available)		



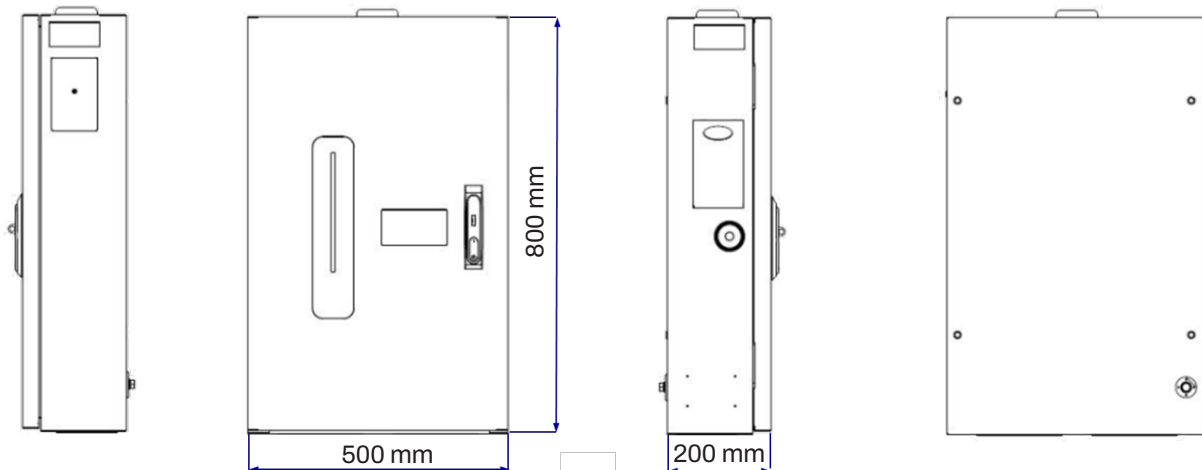


EVDS Series EV Charging Dispensers

System Specifications

Single Connector Dispenser Specifications

Model Number	EVDS-CCS2-2 (EU)
Connector	CCS2
Output Power	up to 200 kW
Output Voltage	200 - 1000 VDC
Max. Output Current	Continuous 200 A, Boost to 350 A
Peak Efficiency	96.5%
Communication Protocol	OCPP1.6J / OCPP2.0.1
Communication Interface	4G / LAN
Authentication Modes	RFID, QR Code, and OCPP
Cable Length	7 m (optional extended lengths available)
Cable Management	Spring / reel system (optional)
Installation Type	Wall mounted, floor mounted, and gantry mounted
Protection	Under-voltage protection, over-voltage protection, DC over-current protection, over-temperature protection, surge protection device, emergency stop protection, overload protection, short circuit protection, electric leakage protection, reverse connect protection, over-charge protection
Operating Temperature	-13°F (-25°C) to 122°F (50°C)
Humidity	5 - 95% Rh non-condensing
Operational Altitude	<2000 m
Protection Ratings	IP55 / IK10
Dimensions W x D x H	500 x 200 x 800 mm
Weight	50 kg
Standards/Certification	IEC 61851-1, IEC 61851-23, IEC 61851-21-2, DIN70121, ISO 15118, CE
Warranty	3 years (optional extended warranty available)





**Ready to take control of your
EV charging future?**

Contact us at
evesco@power-sonic.com
to accelerate your electrification strategy.

