

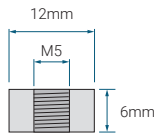


## PDC-12260H 12V 25.7 AH @ 20-hr. 12V 24.0 AH @ 10-hr.

Rechargeable Sealed Lead Acid Battery  
PDC – Deep Cycle AGM Series

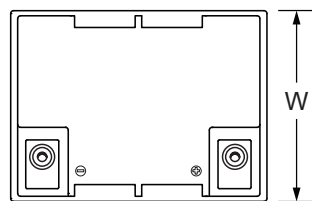
### TERMINALS (mm)

T12: Threaded insert with 5mm stud fastener

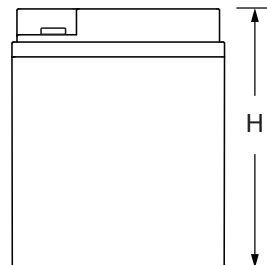
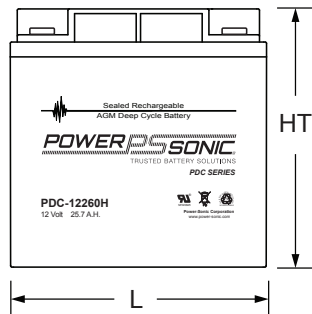


Torque: 2.0~3.0 Nxm

### DIMENSIONS inch (mm)



L: 6.50 (165)  
W: 4.92 (125)  
H: 6.89 (175)  
HT: 6.89 (175)  
Tolerances are +/- 0.04 in. (+/- 1mm) and +/- 0.08 in. (+/- 2mm) for height dimensions. All data subject to change without notice.



**GLOBAL HEADQUARTERS**  
(USA AND INTERNATIONAL EXCLUDING EMEA)  
Power-Sonic Corporation  
365 Cabela Dr Suite 300,  
Reno, Nevada 89523  
USA  
T: +1 619 661 2020  
E: customer-service@power-sonic.com

**POWER-SONIC EMEA**  
(EMEA – EUROPE, MIDDLE EAST AND AFRICA)  
Smitspol 4, 3861 RS Nijkerk,  
The Netherlands  
T NL: + 31 33 7410 700  
T UK: + 44 1268 560 686  
T FR: + 33 344 32 18 17  
E: salesEMEA@power-sonic.com

### FEATURES

- AGM (absorbent glass mat) technology for superior performance
- Valve regulated, maintenance free spill proof construction
- Specialized paste formulation for true longer life deep cycle performance
- Special additives in the paste ensure excellent performance in deep discharge situations
- Power/volume ratio yielding unrivaled energy density
- Rugged vibration and impact resistant ABS case and cover (UL94-HB) Also available to UL94-V0

### APPROVALS

- Approved for transport by air. D.O.T., I.A.T.A., F.A.A. and C.A.B. certified
- U.L recognized
- ISO9001:2015 – Quality management systems

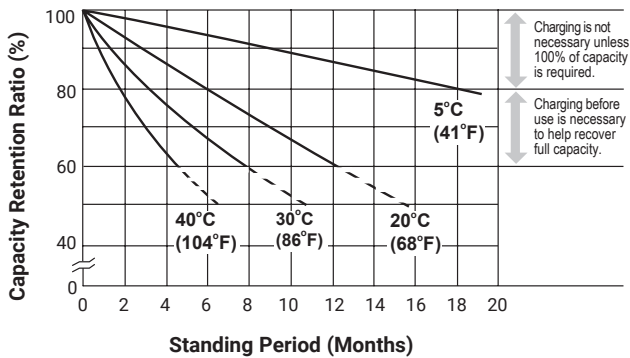
### PERFORMANCE SPECIFICATIONS

<b>Nominal Voltage</b>	12 volts (6 cells)
<b>Nominal Capacity</b>	
20-hr. (1.29A to 10.50 volts)	25.7 AH
10-hr. (2.40A to 10.50 volts)	24.0 AH
8-hr. (2.93A to 10.50 volts)	23.4 AH
5-hr. (4.21A to 10.20 volts)	21.0 AH
1-hr. (15.5A to 9.00 volts)	15.5 AH
15-min. (47.4A to 9.00 volts)	11.8 AH
<b>Approximate Weight</b>	20.9 lbs. (9.5 kg)
<b>Internal Resistance (approx.)</b>	12.0 milliohms
<b>Max Discharge Current (7 Min.)</b>	77.1 amperes
<b>Max Short-Duration Discharge Current (10 Sec.)</b>	257 amperes
<b>Shelf Life (% of nominal capacity at 68°F (20°C))</b>	
1 Month	97%
3 Month	91%
6 Month	83%
<b>Operating Temperature Range</b>	
Charge	5°F (-15°C) to 122°F (50°C)
Discharge	-4°F (-20°C) to 140°F (60°C)
<b>Case</b>	ABS Plastic
<b>Power Sonic Chargers</b>	PSC-124000A-C PSC-124000-PC

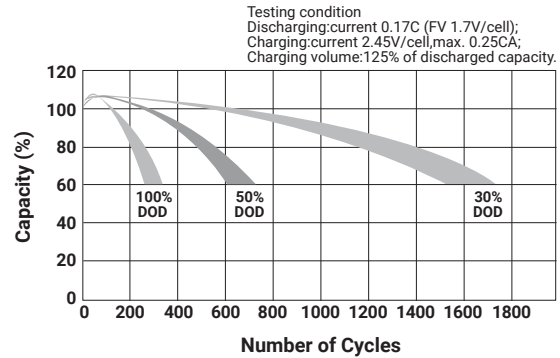
## PDC-12260H 12V 25.7 AH @ 20-hr. 12V 24.0 AH @ 10-hr.

Rechargeable Sealed Lead Acid Battery  
PDC – Deep Cycle AGM Series

### SHELF LIFE & STORAGE



### CYCLE LIFE IN RELATION TO DEPTH OF DISCHARGE



### CHARGING

**Cycle Applications:** Apply constant voltage charge at 2.35v/c – 2.45v/c (14.1 – 14.7v for 12v Monobloc) at 20°C. Initial charging current should be set at less than 7.2Amps. Switch to float charge to avoid overcharging.

**“Float” or “Stand-By” Service:** Apply constant voltage charge of 2.25v/c – 2.30v/c (13.5 to 13.8 volts for 12v Monobloc at 20°C. When held at this voltage, the battery will seek its own current level and maintain itself in a fully charged condition.

**Temperature Compensation:** Charging Voltage for both Cyclic and Standby applications should be regulated in relation to ambient temperature. As temperature rises charging voltage should be reduced to prevent overcharge and increased as temperature falls to avoid undercharge.

For further charging information including temperature compensation factors, see Power Sonic Technical Manual/ Power Sonic Charger specifications.

### APPLICATIONS

- Medical
- Wind
- Golf Carts
- Solar
- Mobility

#### GLOBAL HEADQUARTERS (USA AND INTERNATIONAL EXCLUDING EMEA)

Power-Sonic Corporation  
365 Cabela Dr Suite 300,  
Reno, Nevada 89523  
USA  
T: +1 619 661 2020  
E: customer-service@power-sonic.com

#### POWER-SONIC EMEA (EMEA – EUROPE, MIDDLE EAST AND AFRICA)

Smitspol 4, 3861 RS Nijkerk,  
The Netherlands  
T NL: + 31 33 7410 700  
T UK: + 44 1268 560 686  
T FR: + 33 344 32 18 17  
E: salesEMEA@power-sonic.com

### CHARGERS

Power Sonic offers a wide range of chargers suitable for batteries with a variety of capacities.

Please refer to our website for more information on our switch mode and transformer type chargers.

Please contact our technical department for advice if you have difficulty in locating a suitable charger.

### FURTHER INFORMATION

Please refer to our website [www.power-sonic.com](http://www.power-sonic.com) for a complete range of useful downloads, such as product catalogs, material safety data sheets (MSDS), ISO certification, etc.

