



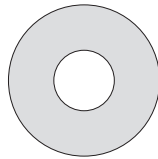
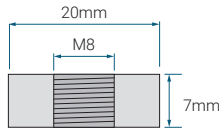
PDC-122000

12V 214.0 AH @ 20-hr.
12V 200.0 AH @ 10-hr.

Rechargeable Sealed Lead Acid Battery
PDC – Deep Cycle AGM Series


TERMINALS (mm)

T11: Threaded insert with 8mm stud fastener

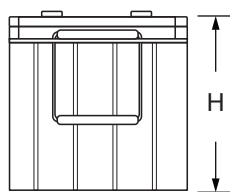



Torque: 11.0~14.7 Nxm

DIMENSIONS inch (mm)



L: 20.55 (522)
W: 9.45 (240)
H: 8.58 (218)
HT: 8.82 (224)
Tolerances are +/- 0.04 in. (+/- 1mm) and +/- 0.08 in. (+/- 2mm) for height dimensions. All data subject to change without notice.



GLOBAL HEADQUARTERS (USA AND INTERNATIONAL EXCLUDING EMEA)

Power-Sonic Corporation
365 Cabela Dr Suite 300,
Reno, Nevada 89523
USA
T: +1 619 661 2020
E: customer-service@power-sonic.com

POWER-SONIC EMEA (EMEA – EUROPE, MIDDLE EAST AND AFRICA)

Smitspol 4, 3861 RS Nijkerk,
The Netherlands
T NL: + 31 33 7410 700
T UK: + 44 1268 560 686
T FR: + 33 344 32 18 17
E: salesEMEA@power-sonic.com

FEATURES

- AGM (absorbent glass mat) technology for superior performance
- Valve regulated, maintenance free spill proof construction
- Specialized paste formulation for true longer life deep cycle performance
- Special additives in the paste ensure excellent performance in deep discharge situations
- Power/volume ratio yielding unrivaled energy density
- Rugged vibration and impact resistant ABS case and cover (UL94-HB) Also available to UL94-V0

APPROVALS

- Approved for transport by air. D.O.T., I.A.T.A., F.A.A. and C.A.B. certified
- U.L recognized
- ISO9001:2015 – Quality management systems

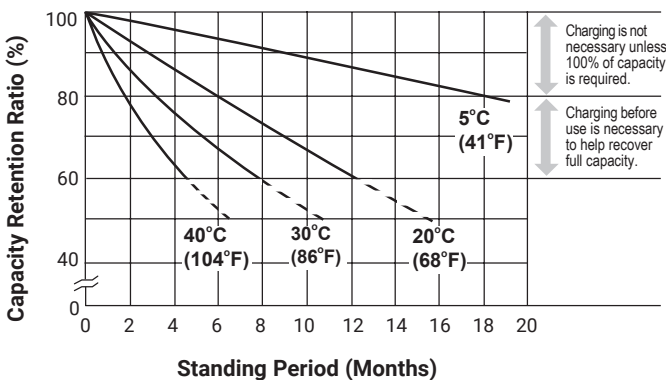
PERFORMANCE SPECIFICATIONS

Nominal Voltage	12 volts (6 cells)	
Nominal Capacity		
20-hr. (10.7A to 10.50 volts)		214.0 AH
10-hr. (20.0A to 10.50 volts)		200.0 AH
8-hr. (24.0A to 10.50 volts)		192.0 AH
5-hr. (35.1A to 10.20 volts)		175.4 AH
1-hr. (129.2A to 9.00 volts)		129.2 AH
15-min. (394.8A to 9.00 volts)		98.7 AH
Approximate Weight	138.0 lbs. (62.5 kg)	
Internal Resistance (approx.)	2.7 milliohms	
Max Discharge Current (7 Min.)	600 amperes	
Max Short-Duration Discharge Current (10 Sec.)	2000 amperes	
Shelf Life (% of nominal capacity at 68°F (20°C))		
1 Month		97%
3 Month		91%
6 Month		83%
Operating Temperature Range		
Charge	5°F (-15°C) to 122°F (50°C)	
Discharge	-4°F (-20°C) to 140°F (60°C)	
Case	ABS Plastic	
Power Sonic Chargers	PSC-1220000-PC	

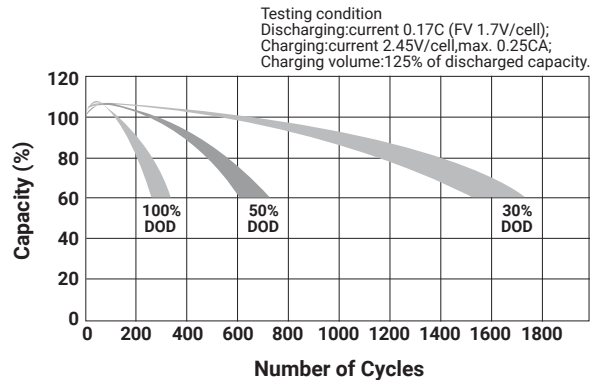
PDC-122000 12V 214.0 AH @ 20-hr. 12V 200.0 AH @ 10-hr.

Rechargeable Sealed Lead Acid Battery
PDC – Deep Cycle AGM Series

SHELF LIFE & STORAGE



CYCLE LIFE IN RELATION TO DEPTH OF DISCHARGE



CHARGING

Cycle Applications: Apply constant voltage charge at 2.35v/c – 2.45v/c (14.1 – 14.7v for 12v Monobloc) at 20°C. Initial charging current should be set at less than 60.0Amps. Switch to float charge to avoid overcharging.

“Float” or “Stand-By” Service: Apply constant voltage charge of 2.25v/c – 2.30v/c (13.5 to 13.8 volts for 12v Monobloc) at 20°C. When held at this voltage, the battery will seek its own current level and maintain itself in a fully charged condition.

Temperature Compensation: Charging Voltage for both Cyclic and Standby applications should be regulated in relation to ambient temperature. As temperature rises charging voltage should be reduced to prevent overcharge and increased as temperature falls to avoid undercharge.

For further charging information including temperature compensation factors, see Power Sonic Technical Manual/ Power Sonic Charger specifications.

APPLICATIONS

- Medical
- Wind
- Golf Carts
- Solar
- Mobility

GLOBAL HEADQUARTERS (USA AND INTERNATIONAL EXCLUDING EMEA)

Power-Sonic Corporation
365 Cabela Dr Suite 300,
Reno, Nevada 89523
USA
T: +1 619 661 2020
E: customer-service@power-sonic.com

POWER-SONIC EMEA (EMEA – EUROPE, MIDDLE EAST AND AFRICA)

Smitspol 4, 3861 RS Nijkerk,
The Netherlands
T NL: + 31 33 7410 700
T UK: + 44 1268 560 686
T FR: + 33 344 32 18 17
E: salesEMEA@power-sonic.com

CHARGERS

Power Sonic offers a wide range of chargers suitable for batteries with a variety of capacities.

Please refer to our website for more information on our switch mode and transformer type chargers.

Please contact our technical department for advice if you have difficulty in locating a suitable charger.

FURTHER INFORMATION

Please refer to our website www.power-sonic.com for a complete range of useful downloads, such as product catalogs, material safety data sheets (MSDS), ISO certification, etc.

